

Russell Fork River Flow and Access Survey

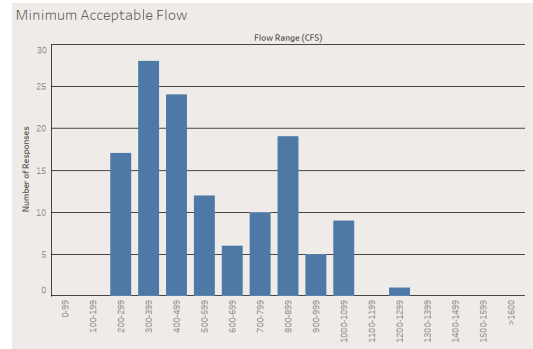
Fall 2018

American Whitewater

# Russell Fork Survey Responses 2018

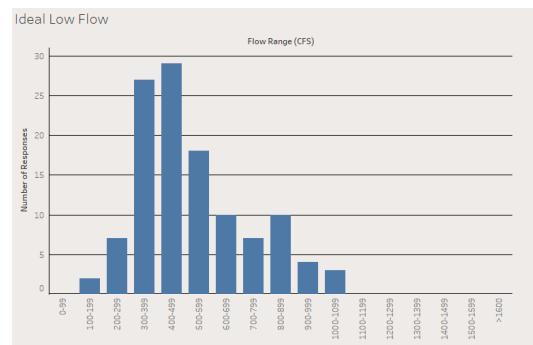
## Minimum Acceptable Flow

Minimum acceptable flow is the flow at which paddlers would return to paddle the river. Paddlers identified the minimum acceptable flow in two distinct ranges: some paddlers identified a lower range between 200 and 500cfs, and others a higher range between 800 and 900cfs. These two ranges are likely related to two factors identified in survey comments. First, the river is reportedly dangerous and undesirable between 500 and 800cfs. Second some paddlers either do not have experience with the lower flows or simply do not prefer them.



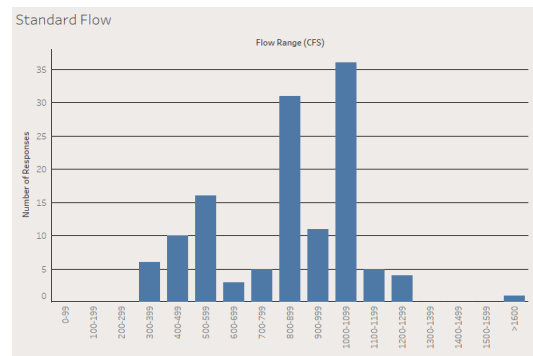
## Technical Low Flow

Some paddlers are interested in a more technical paddling opportunity that requires more maneuvering, but typically with lower velocity and smaller holes and waves. Survey respondents identified the 300 to 500cfs range as the ideal low technical paddling flow range.



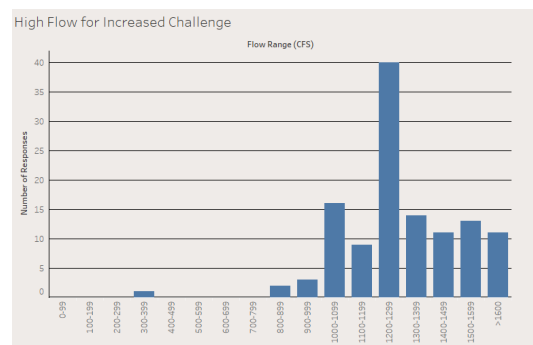
## Standard Flow

Paddlers may desire a medium flow that balances the technicality of lower flows with the larger waves and holes experienced at higher flows. Most paddlers preferred flows in the 1000 to 1100cfs range for this kind of trip, followed closely by the 800 to 900cfs range. A separate group of paddlers prefer lower flows in the 400 to 600cfs range for this kind of trip.



## Challenging High Flow

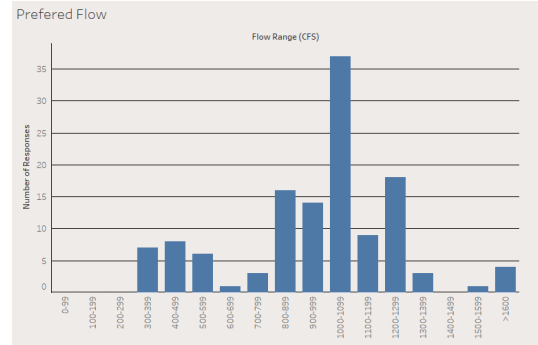
Paddlers may prefer a higher flow generally or in certain circumstances that increases the size of the holes and waves, and leads to higher velocity flows. Often, but not always,



these flows are found to be more challenging. Paddlers overwhelmingly selected flows between 1200 and 1300cfs as the ideal high flow range.

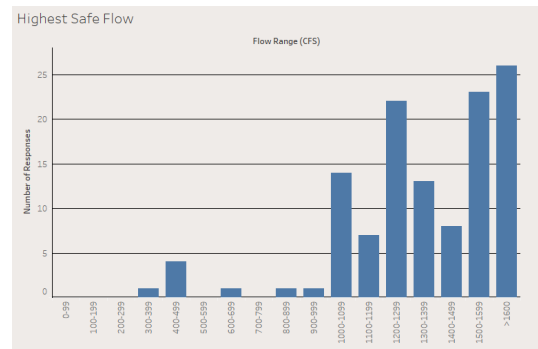
### Optimal Flow

When asked about their single preferred flow, there was a strong preference for flows around 1000 to 1100cfs. Some - though fewer - paddlers also selected lower flows between 300 and 500cfs.



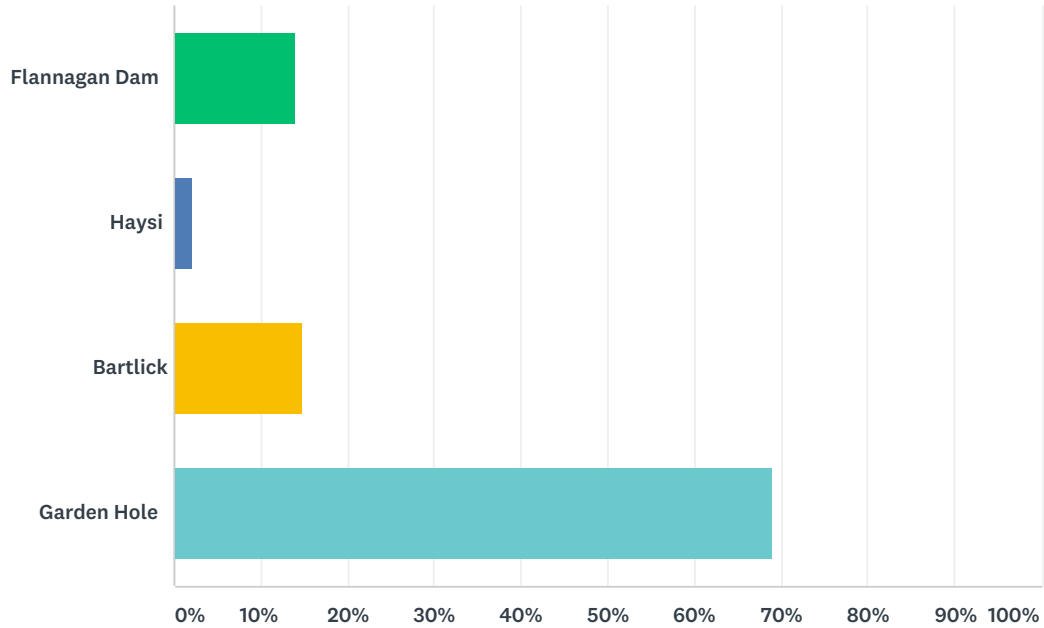
### Highest Safe Flow

When asked about the highest safe flow, paddlers generally selected flows in or well above the 1000-1100 cfs flow range.



## Q2 Which put in do you typically use?

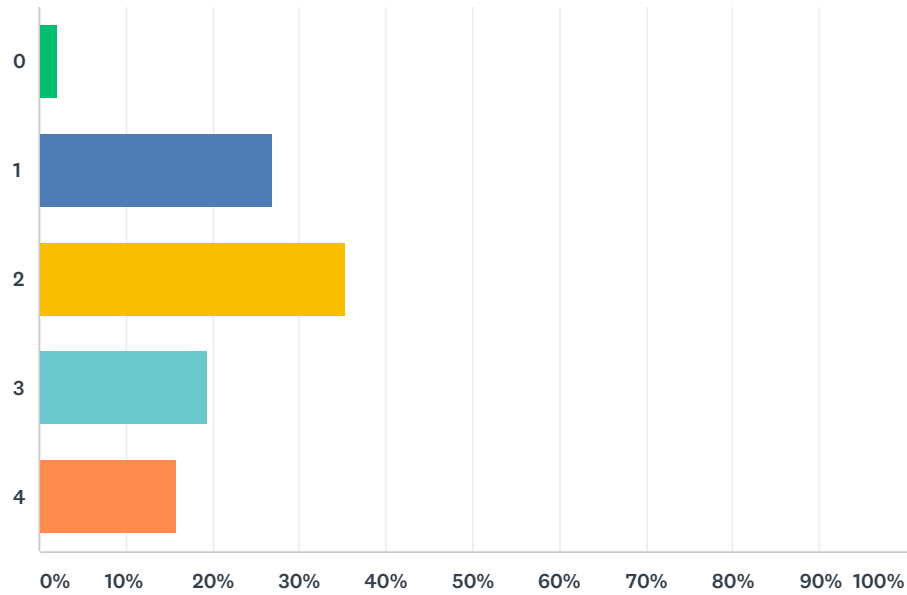
Answered: 142 Skipped: 4



ANSWER CHOICES	RESPONSES	
Flannagan Dam	14.08%	20
Haysi	2.11%	3
Bartlick	14.79%	21
Garden Hole	69.01%	98
TOTAL		142

### Q3 On how many of the current October release weekends do you typically paddle the Russell Fork each fall?

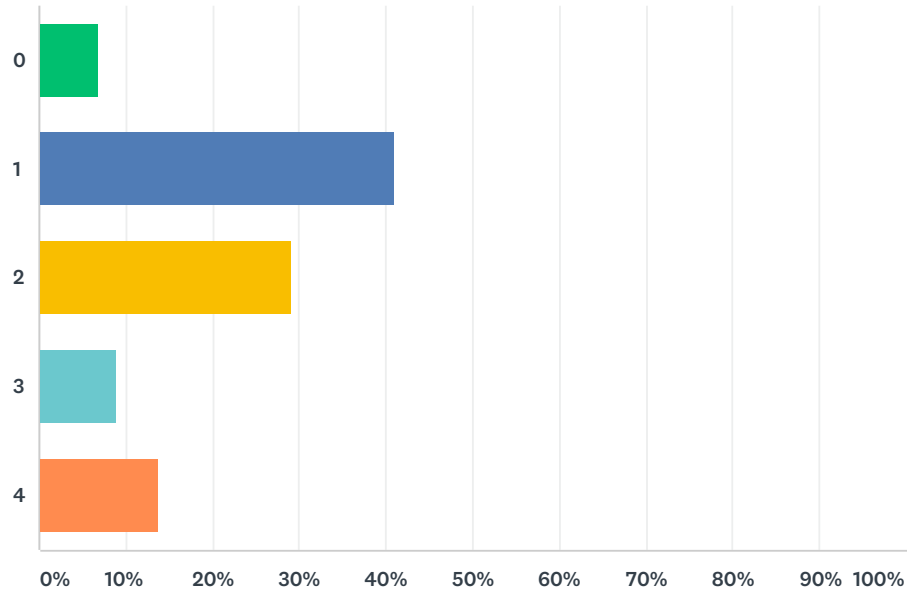
Answered: 144 Skipped: 2



ANSWER CHOICES	RESPONSES	
0	2.08%	3
1	27.08%	39
2	35.42%	51
3	19.44%	28
4	15.97%	23
TOTAL		144

Q4 If weekend Russell Fork releases were provided in November in addition to October releases, on how many of those November weekends would you likely paddle the Russell Fork?

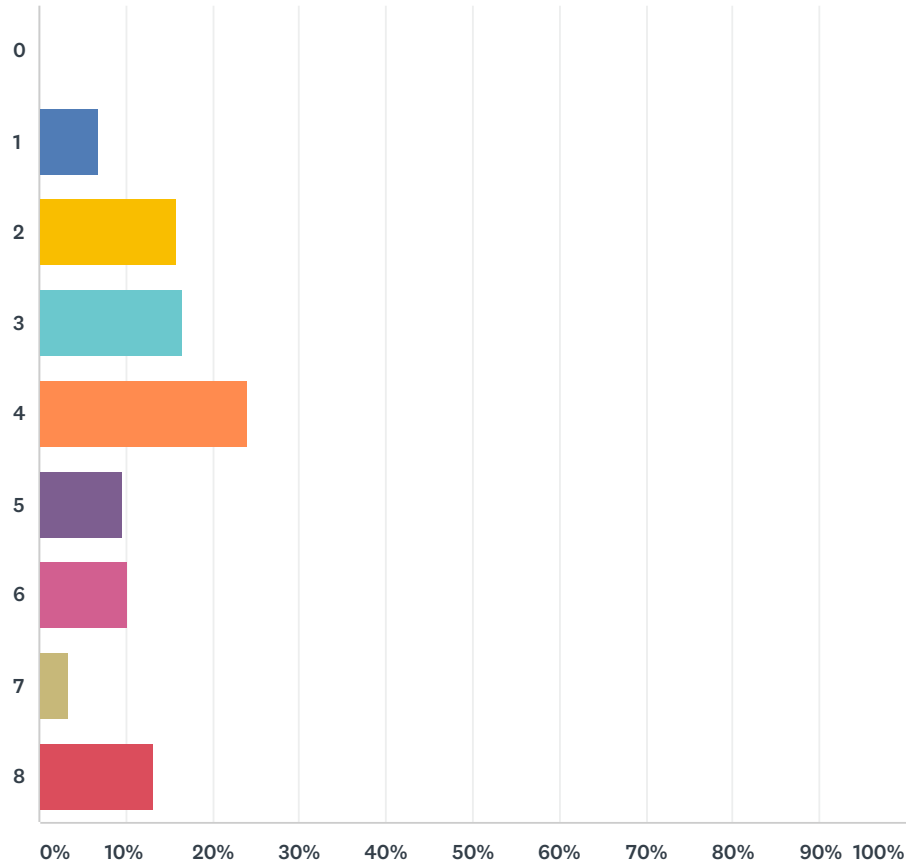
Answered: 144 Skipped: 2



ANSWER CHOICES	RESPONSES
0	6.94% 10
1	40.97% 59
2	29.17% 42
3	9.03% 13
4	13.89% 20
TOTAL	144

### Q5 If weekend releases were provided throughout October and November, on how many total weekends would you likely paddle the Russell Fork?

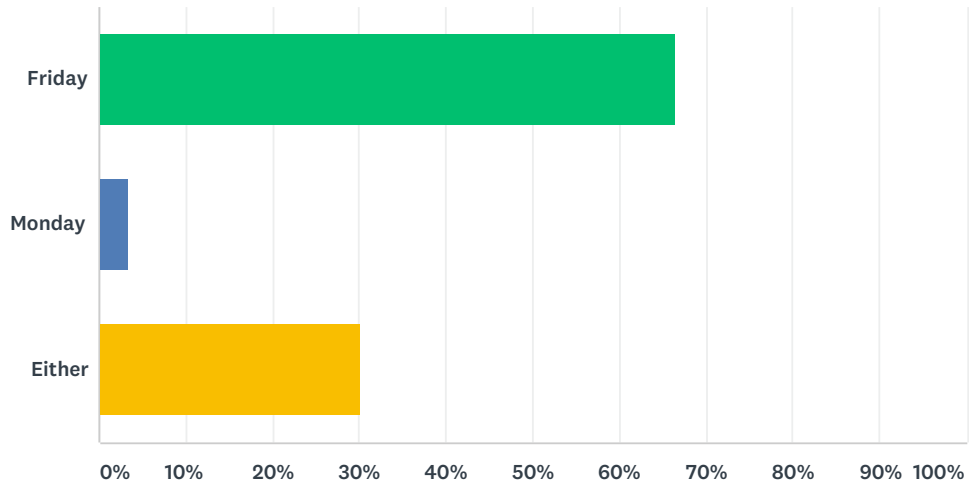
Answered: 145 Skipped: 1



ANSWER CHOICES	RESPONSES	
0	0.00%	0
1	6.90%	10
2	15.86%	23
3	16.55%	24
4	24.14%	35
5	9.66%	14
6	10.34%	15
7	3.45%	5
8	13.10%	19
<b>TOTAL</b>		<b>145</b>

### Q6 If 3-day October releases were provided, which day would you prefer be added to the current Saturday and Sunday releases?

Answered: 146 Skipped: 0

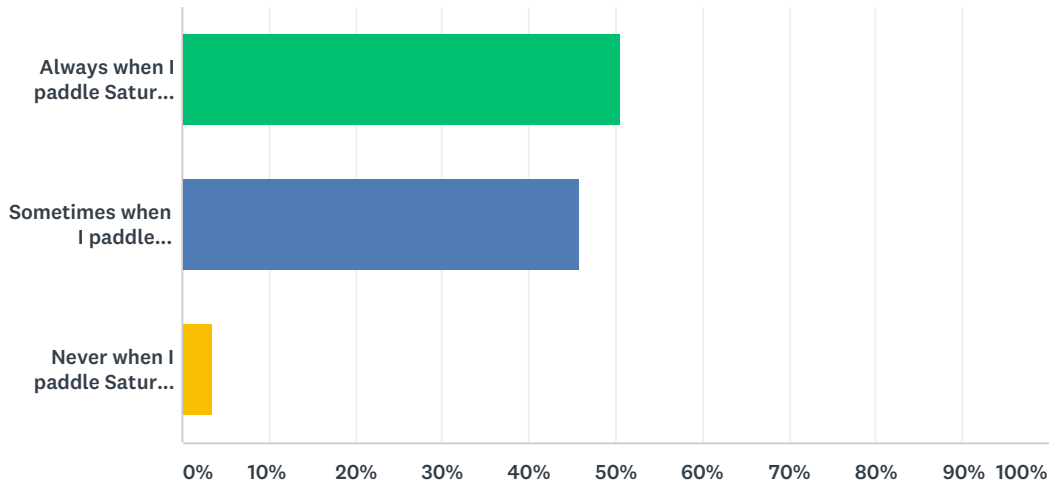


ANSWER CHOICES	RESPONSES	
Friday	66.44%	97
Monday	3.42%	5
Either	30.14%	44
TOTAL		146



### Q7 If your preferred third day were added to October releases, how often would you paddle on the third day?

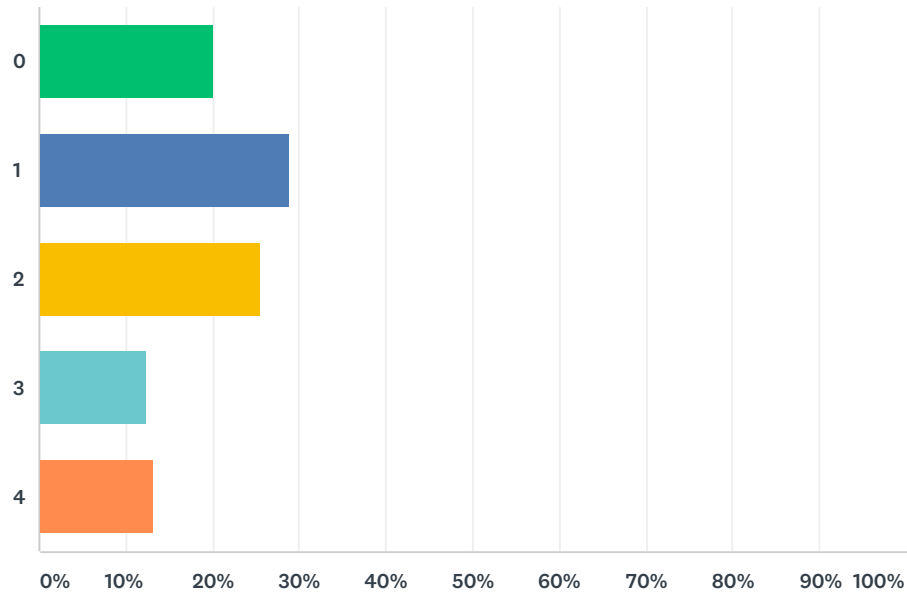
Answered: 144 Skipped: 2



ANSWER CHOICES	RESPONSES	
Always when I paddle Saturday and Sunday releases	50.69%	73
Sometimes when I paddle Saturday and Sunday releases	45.83%	66
Never when I paddle Saturday and Sunday releases	3.47%	5
<b>TOTAL</b>		<b>144</b>

### Q8 If 3-day October releases were provided, on how many more weekends would you paddle the Russell Fork?

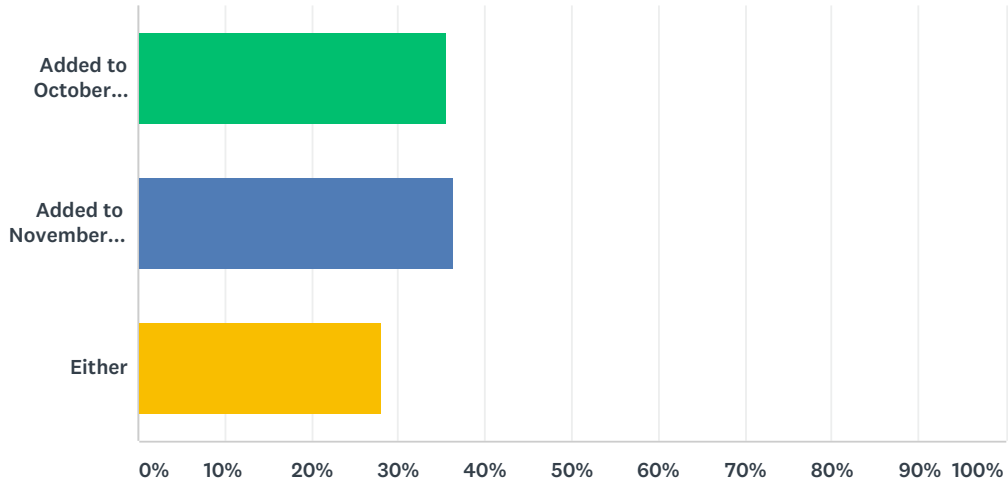
Answered: 145 Skipped: 1



ANSWER CHOICES	RESPONSES	
0	20.00%	29
1	28.97%	42
2	25.52%	37
3	12.41%	18
4	13.10%	19
TOTAL		145

### Q9 How would you prefer additional days of releases be allocated?

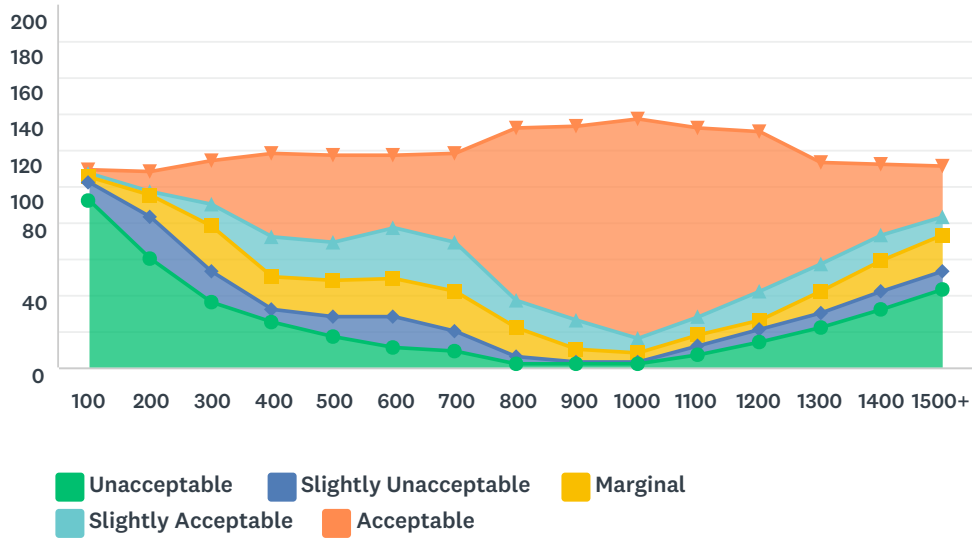
Answered: 146 Skipped: 0



ANSWER CHOICES	RESPONSES	
Added to October releases to create 3-day releases	35.62%	52
Added to November weekends to create new weekend releases	36.30%	53
Either	28.08%	41
<b>TOTAL</b>		<b>146</b>

Q10 For comparative purposes please estimate the quality of the following flows for your craft and skill level. Please consider all the flow-dependent characteristics that contribute to a high quality trip (e.g., boatability, whitewater challenge, safety, availability of surfing or other play areas, aesthetics, and length of run). If you do not feel comfortable evaluating a flow you have not seen, don't check a number for that flow.

Answered: 140 Skipped: 6



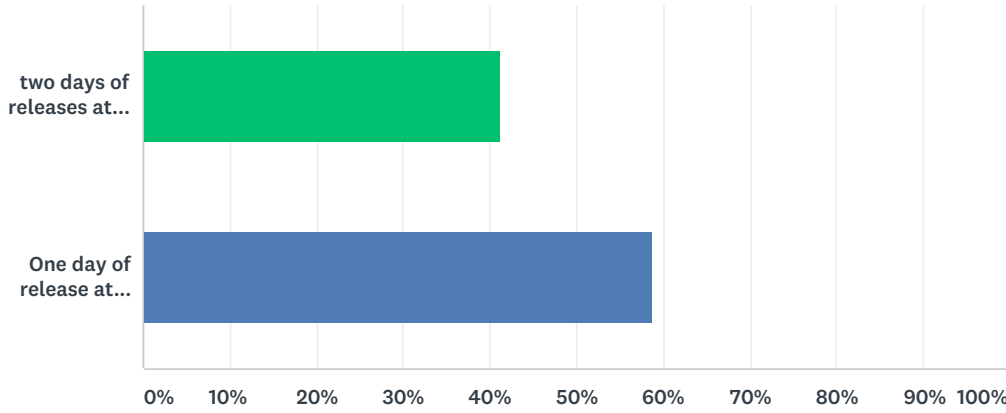
	UNACCEPTABLE	SLIGHTLY UNACCEPTABLE	MARGINAL	SLIGHTLY ACCEPTABLE	ACCEPTABLE	TOTAL RESPONDENTS
100	85.98% 92	9.35% 10	2.80% 3	1.87% 2	1.87% 2	107
200	56.60% 60	21.70% 23	11.32% 12	1.89% 2	10.38% 11	106
300	32.43% 36	15.32% 17	22.52% 25	10.81% 12	21.62% 24	111
400	21.55% 25	6.03% 7	15.52% 18	18.97% 22	39.66% 46	116
500	14.91% 17	9.65% 11	17.54% 20	18.42% 21	42.11% 48	114
600	9.57% 11	14.78% 17	18.26% 21	24.35% 28	34.78% 40	115
700	7.83% 9	9.57% 11	19.13% 22	23.48% 27	42.61% 49	115
800	1.54% 2	3.08% 4	12.31% 16	11.54% 15	73.08% 95	130
900	1.52% 2	0.76% 1	5.30% 7	12.12% 16	81.06% 107	132
1000	1.47% 2	0.74% 1	3.68% 5	5.88% 8	88.97% 121	136

### Russell Fork Release Survey

1100	5.34% 7	3.82% 5	4.58% 6	7.63% 10	79.39% 104	131
1200	10.94% 14	5.47% 7	3.91% 5	12.50% 16	68.75% 88	128
1300	19.47% 22	7.08% 8	10.62% 12	13.27% 15	49.56% 56	113
1400	29.09% 32	9.09% 10	15.45% 17	12.73% 14	35.45% 39	110
1500+	38.74% 43	9.01% 10	18.02% 20	9.01% 10	25.23% 28	111

### Q17 In addition to current releases, would you rather have:

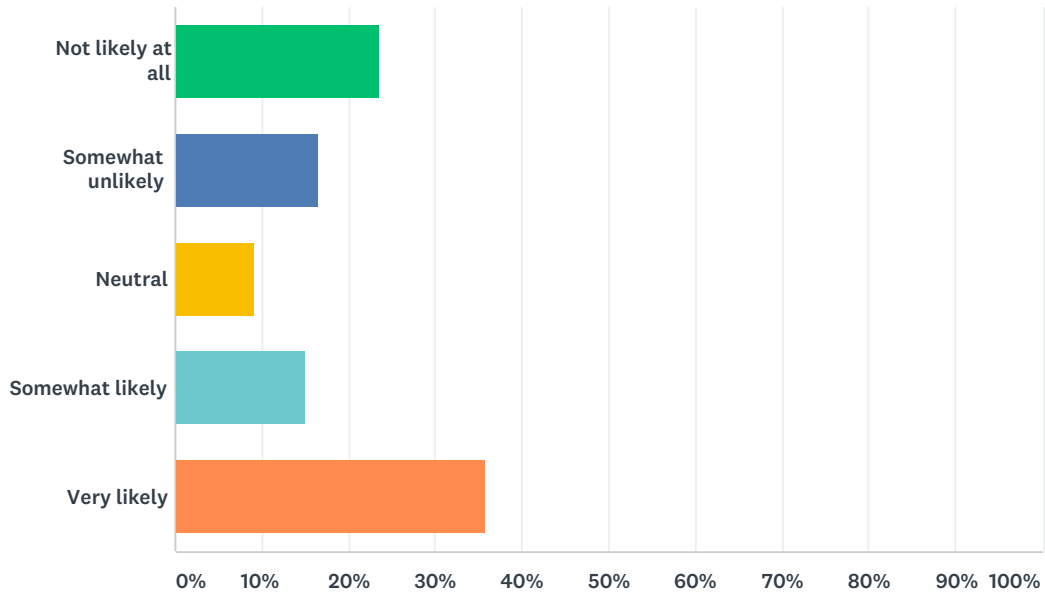
Answered: 136 Skipped: 10



ANSWER CHOICES	RESPONSES	
two days of releases at 300-400cfs	41.18%	56
One day of release at 600-800cfs	58.82%	80
TOTAL		136

### Q18 How likely would you be to paddle on releases of 300-400cfs if they were provided:

Answered: 140 Skipped: 6



ANSWER CHOICES	RESPONSES	
Not likely at all	23.57%	33
Somewhat unlikely	16.43%	23
Neutral	9.29%	13
Somewhat likely	15.00%	21
Very likely	35.71%	50
<b>TOTAL</b>		<b>140</b>